

Clever Login Instructions

Providence Hall is using Clever, a single sign on application, to access the many different websites and applications we use to help our students learn. Most applications linked through Clever are single sign on – meaning once the student logs in to Clever they are automatically logged in to those applications. A few applications are Saved Password applications – means that a student will have to login using a separate username and password for that application once and Clever will save it for them after that. Please see the attached list of apps to see which are single sign on and which are saved password.

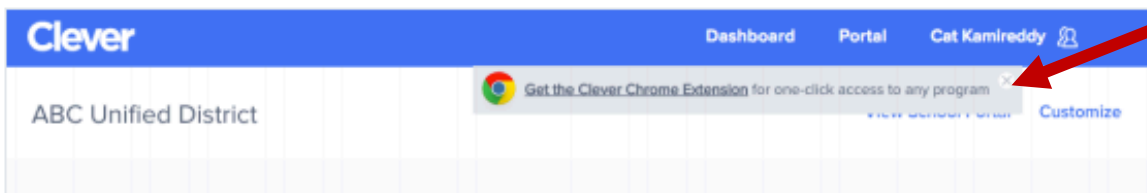
To access the Clever application, go to www.clever.com/in/ph

Username: Student email address (firstname.lastname@phallstudents.com)


Password: student number x2 (12341234)

Clever can only be accessed using Google Chrome, and the Clever Chrome Extension will need to be downloaded to be able to access all the applications. Instructions for downloading the Clever Chrome Extension are below.

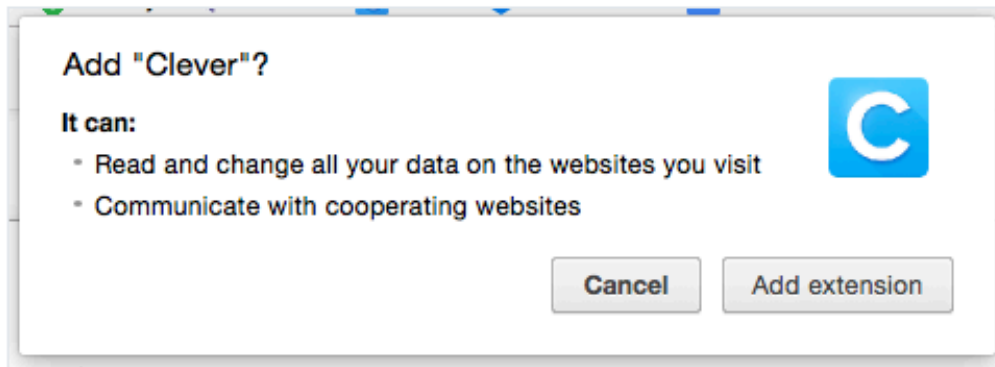
The first time a user clicks on a saved password application, they will be prompted to install the extension if they don't have it already. Users click *Get the Clever Chrome extension* in their portal:



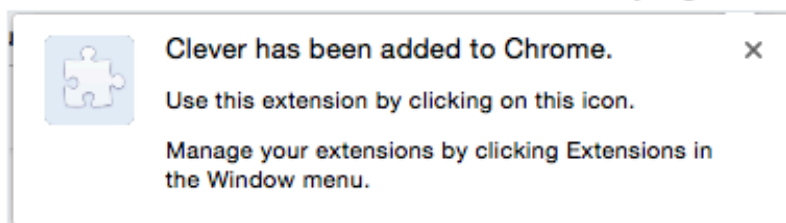
In a new tab or window, they'll be directed to the extension in the Chrome App Store. Click *Add to Chrome*:




Click *Add extension* to confirm they want to install Clever to their browser:



Once the extension is installed, there will be a confirmation message in the browser and students and teachers will be able to seamlessly log into all of their applications:



Single-Sign-On Apps – Students login to Clever and are automatically logged on to these apps also.



Saved Password Apps – Students need to put in their username and password one time and Clever will save it for them.



Username is first three letters of first name and first three letter of last name.
(Example - Name: Amanda Smith Username: amasmi) (Legal names were used only)
Password: Patriots20!



Username is the students SSID (State Student Number)
Password: created by students (usually their PH student number)



Username: online
Password: school

Login Questions or Problems contact Erica Hancock – ehancock@providencehall.com